

2026-27 GRADUATE COSTS

STANDARD TUITION & FEES

Master's level <i>(per credit)</i>	\$1,426.00
Doctoral & Ed.S <i>(per credit)</i>	\$1,655.00
Graduate general fee <i>(per semester)</i>	\$595.00

SPECIAL PROGRAMS & CERTIFICATES

Programs not listed below will be charged the standard tuition & fees shown above.

COLLEGE OF ARTS & SCIENCES

	<i>Per credit programs</i>
Biology MS	\$714.00
Community & International Development MSCID	\$714.00
Social Work MSW	\$957.00

COLLEGE OF EDUCATION & INFORMATION SERVICES

	<i>Per credit programs</i>
Clinical Mental Health Counsel MA	\$785.00
Counseling Psychology PHD	\$828.00
English Language Institute NONDEG	\$500.00
Learning Technologies MA	\$714.00
School Counseling MA	\$785.00
School Psychology EDS	\$910.00
Special Education MS	\$714.00
Tch Engl to Speakers of Other Lang MA	\$714.00

COLLEGE OF HEALTH & HUMAN SERVICES

	<i>Professional & lab fees not included</i>
DPT-Entry level <i>(semester block)</i>	\$10,600.00
DScPT, DScOT-Postprofessional <i>(per credit)</i>	\$828.00
Medical Laboratory Science MSMLS <i>(per credit)</i>	\$714.00
MPH Public Health <i>(per credit)</i>	\$714.00
Master's Speech Language Pathology <i>(per credit)</i>	\$957.00
Nursing DNP <i>(per credit)</i>	\$828.00
Nutrition Dietetics Grad Certificate GRCNUD	\$6,016.00
Nutrition & Wellness <i>(per credit)</i>	\$714.00
Occupational Therapy OTD <i>(semester block)</i>	\$10,511.00
tDPT <i>(on-campus, semester block)</i>	\$ 8,791.00

COLLEGE OF PROFESSIONS

Master's Business Administration MBA <i>(semester block)</i>	\$7,896.00
Organizational Management MSA <i>(per credit)</i>	\$957.00

SEMINARY

MDiv Fall 2026, Spring 2027 <i>(flat semester fee for 10-14 credits)</i>	\$4,076.00
MDIV 1-9 credits <i>(per credit)</i>	\$440.00
MDiv Summer 2027 <i>(flat semester fee for 9-12 credits)</i>	\$3,496.00
MDiv 1-8 credits <i>(per credit)</i>	\$440.00
Seminary general fee <i>(per semester)</i>	\$595.00
Seminary activity fee <i>(per semester)</i>	\$26.00
Seminary spouse <i>(per credit)</i>	\$195.00


SEMINARY <i>ctd.</i>	
Discipleship in Lifespan Educ MA <i>(per credit)</i>	\$957.00
Intercultural Studies DIS <i>(per credit)</i>	\$828.00
Ministry DMIN <i>(per credit)</i>	\$728.00
Seminary Fellowship PDCERT <i>(per credit)</i>	\$828.00



INSURANCE	FALL	SPRING/SUMMER	SUMMER
<i>Rates shown are for 2025-26 and are subject to change.</i>	\$763.00	\$1,225.00	\$571.00

ACCOMODATIONS

NOTE: Apartment rates are effective May 1, 2026-April 30, 2027.

RESIDENCE HALLS				UNIVERSITY APARTMENTS	
		Deposit \$250		Deposit \$320	
ROOM TYPE		SEMESTER	YEAR	APARTMENT TYPE	MONTHLY RENTAL RATES
Double Occupancy	Burman	\$1,603.00	\$3,206.00	Studio	\$ 800.00
	Damazao	\$3,204.00	\$6,208.00	One-bedroom	\$ 830.00-900.00
				Two-bedroom	\$ 890.00-960.00
Single Occupancy	Burman	\$3,205.00	\$6,410.00	Three-bedroom	\$ 950.00-1015.00
	Damazao	\$4,806.00	\$9,612.00	Four-bedroom	\$1,070.00

SCHOLARSHIPS	Scan the QR code for more scholarships; departmental, external, and international.
	School of Graduate Studies Scholarship <ul style="list-style-type: none"> A tuition reduction percentage based on the GRE or GMAT scores and admission GPA available to: <ul style="list-style-type: none"> All on campus master's programs excluding professional master programs and MSW. Professional Doctoral level programs: EDS, EDD, DPT. Doctoral programs PhD, ThD. More information regarding amounts and requirements or restrictions available on SFS.
	WSC Scholarship <ul style="list-style-type: none"> Women working on a graduate degree in any of the University schools.
	School of Communication Sciences & Disorders <ul style="list-style-type: none"> Scholarships based on GPA scores
	School of Rehabilitation Sciences <ul style="list-style-type: none"> Multi-phase scholarship for DPT students based on Core GPA
	Summer Ministries Scholarships <ul style="list-style-type: none"> Field evangelism, church/conference outreach programs, Magabooks & HHES, summer camp scholarships and more!

PAYMENT PLANS	To receive either rebate, email payments@andrews.edu after payment is made.	PAYMENT OPTIONS	
	3% REBATE PLAN-YEAR IN ADVANCE <ul style="list-style-type: none"> Full-time students who pay out-of-pocket expenses for the full year by August 15 are eligible. 	Online-domestic eCheck*credit cards*bank transfers	
	1% REBATE PLAN-SEMESTER IN ADVANCE <ul style="list-style-type: none"> Full-time students who pay out-of-pocket expenses for the semester are eligible. 	Online-international Credit cards*bank transfers* online banking*payment apps	
	MONTHLY PAYMENT PLAN <ul style="list-style-type: none"> Sum of plan ≤ 40% of semester's estimated out-of-pocket. Late payments will incur a late fee of \$25. A 1% carrying charge assessed on balances aged 30 days. 	In-person USD cash*check*Canadian check Cashier window hours posted online and in lobby.	

SFS SELF-SERVE	Bookmark this page.	CONTACT US	Connect with your financial advisor.
	Links to all necessary financial aid & account processes.		<ul style="list-style-type: none"> Names & photos Email & phone numbers Appointment booking