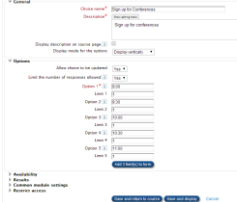
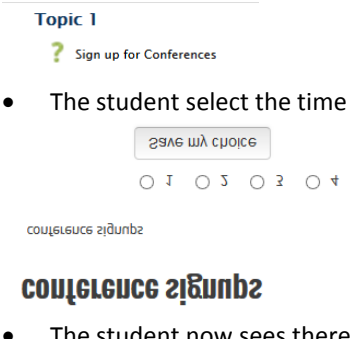



<p><input type="checkbox"/> Can I create a conference signup in my course</p>	<p>How to:</p> <ul style="list-style-type: none"> • Turn editing on • Click on Add an activity or resource • Click on Choice • Click add • Put in the Choice name • Put in Description • Allow choice to be updated • Limit responses • Put in the options and the limit number • Click save and return to course 										
<p><input type="checkbox"/> What does the student see</p>	<ul style="list-style-type: none"> • The student clicks on the Sign up for Conferences link  <ul style="list-style-type: none"> • The student select the time and clicks Save my choice <p>The student now sees their choice and they can edit it if necessary</p>										
<p><input type="checkbox"/> What do I see once the students sign up</p>	<p>conference signups</p>  <ul style="list-style-type: none"> • Click on the View (1 – the number will change as the students sign up) <p>conference signups</p> <p>Responses</p> <table border="1"> <thead> <tr> <th>Choice options</th> <th>1</th> <th>2</th> <th>3</th> <th>4</th> </tr> </thead> <tbody> <tr> <td>Number of participants</td> <td>1</td> <td>0</td> <td>0</td> <td>0</td> </tr> </tbody> </table> <p>Users who chose this option</p> <ul style="list-style-type: none"> <input type="checkbox"/> Hogan, Robert <p>Select all / Deselect all With selected</p> <p>Choose an action ...</p> <p>Download in ODS format Download in Excel format Download in text format</p>	Choice options	1	2	3	4	Number of participants	1	0	0	0
Choice options	1	2	3	4							
Number of participants	1	0	0	0							