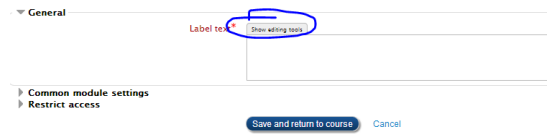


Moodle Quick Reference Guide: Embedding Media

Can I embed media into my course

How to:

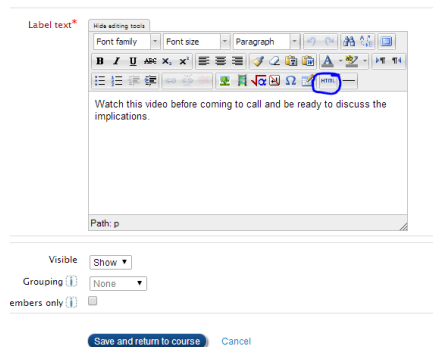
- Turn editing on
- Click on add an activity or resources
- Select Label
- Click Add



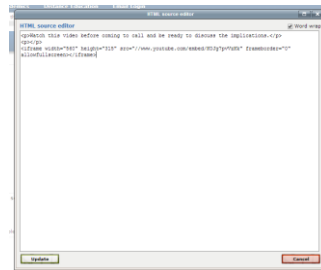
- Find the media source with the embed code – youtube sample below



- Copy embedded code
- Go back to the label setup
- Click on HTML



- Paste in the code



- Click update
- Click Save and return to course
- It may not show up on your page – depends on your browser