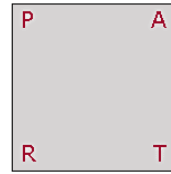



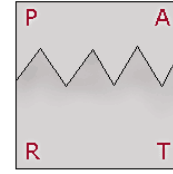
Tessellations

Create and color a tessellation. The grade will be based on how well directions were followed and completeness (the entire sheet of paper should be covered with your tessellation). The grade will also be partially based on creativity and neatness.

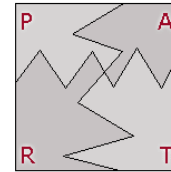
Here are some examples from previous years.



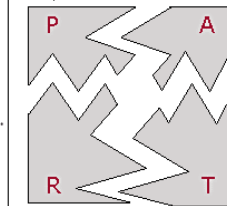
1. Write "PART" in the corners like this.



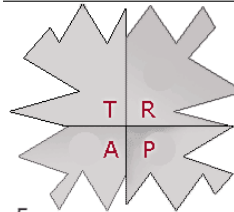
2. Draw a random line on the paper left-to-right.



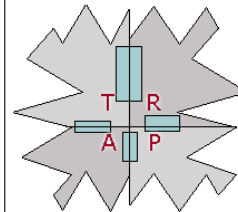
3. Draw a second random line on the paper top-to-bottom.



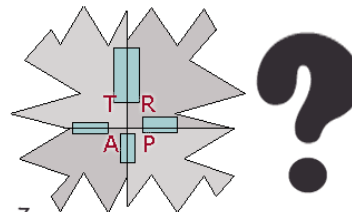
4. Cut out your shapes on the lines you drew.



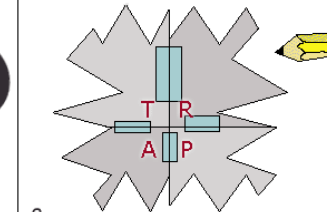
5. Put the pieces together so corners are in the middle and they spell "TRAP" like this.



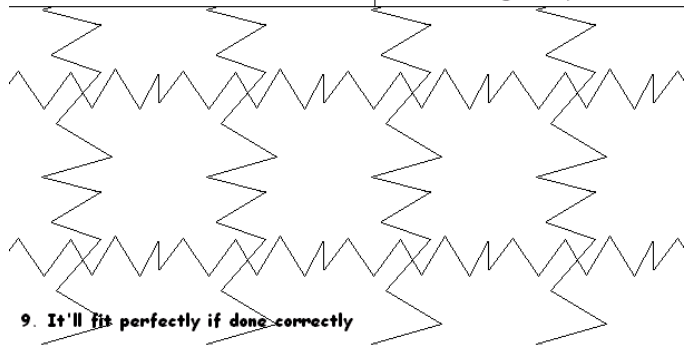
6. Tape the pieces together.




7. Decide what the heck it looks like.



8. Start tracing with your stencil.



9. It'll fit perfectly if done correctly



10. Color it!