






Andrews University

Laundry
101



Welcome!

Your campus laundry rooms are equipped with Speed Queen High-Efficiency  washing machines. They use less water than conventional laundry equipment which will save you time and energy. For best results, use High-Efficiency  detergent. Always follow the manufacturer's directions on the detergent bottle label. With HE washers and detergent-less is more, since it's specially formulated for HE machines. Pre-measured HE liquid packets  are also recommended and are quite convenient. Place pods inside the wash tub with your dirty clothes.



Online Resources

Have questions about what temperature to use, or how to get out a stubborn stain? Visit The Campus Clothes Line® at www.campusclothesline.com for everything you need to know about laundry, including: interactive operational instructions, tips to "Green Your Laundry Routine," and also receive access to videos, contests, prizes and much more.

Machine Out of Order?

Download the CSC ServiceWorks Service Request App. Scan the barcode on the machine license plate using the app. This will create a service request, which you can customize by choosing from a list of common service options.





Find us online!


Follow us on Twitter and Instagram, and Like us on Facebook to participate in fun contests, get laundry tips, and more!



Washing Instructions

1. **Load the washtub.** Without over filling, loosely put dry clothes into the washtub.
2. **Add two tablespoons  detergent.**
3. **Choose fabric type** (normal, permanent press or delicate).
4. **Select temperature.**
5. **Push  to begin washing.**

Drying Instructions

1. **Clean the lint filter** to improve drying.
2. **Place clothes into the dryer.**
3. **Add dryer sheets** to reduce static and add softness to fabrics.
4. **Set the temperature.** Use high heat for normal fabric and low heat for delicates.
5. **Push  to begin drying.**



LaundryView Monitoring

View the status of your washers and dryers online!

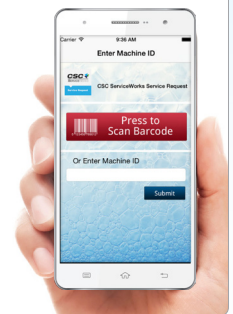
For access to LaundryView on your computer go to: www.laundryview.com/andu

For access to LaundryView on your smartphone go to: m.laundryview.com/andu



It's easier than ever to request service: Use our app!

1. Download the CSC ServiceWorks Service Request App.
2. Use the app to scan the license plate on the machine.
3. The app will input the machine information.
4. Fill out your information and hit submit.



Laundry Room Tips & Tricks

- **Remove your clothes promptly** so others can use the machines.
- **Report service issues** to ensure the machines get fixed and returned to service quickly.
- **Leave the washer door open after use** to help the drum dry quickly.